



CEILING
LIGHTING
AMBIENCE



Photo: Michael Weisbach

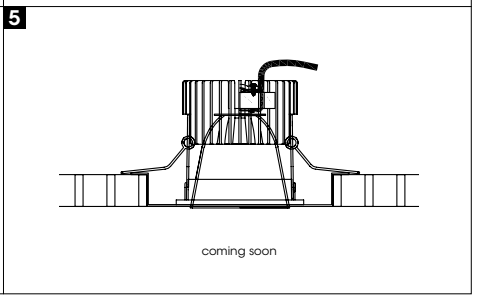
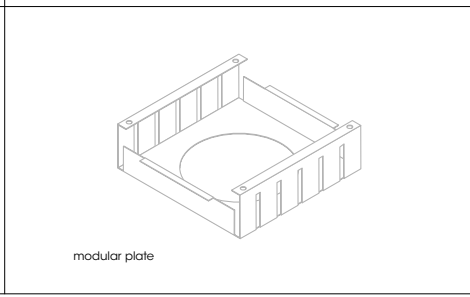
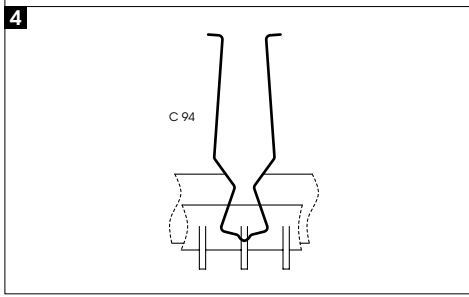
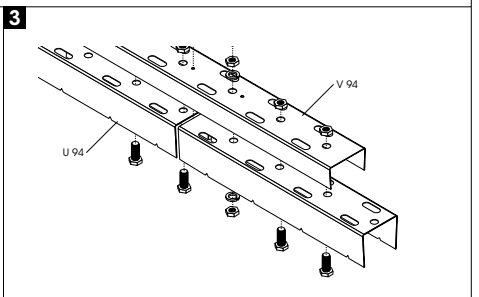
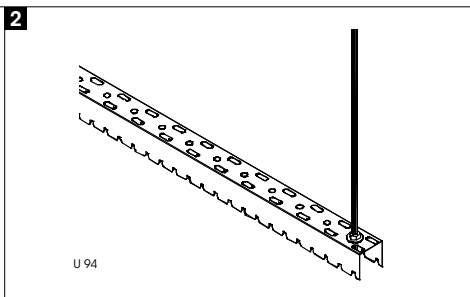
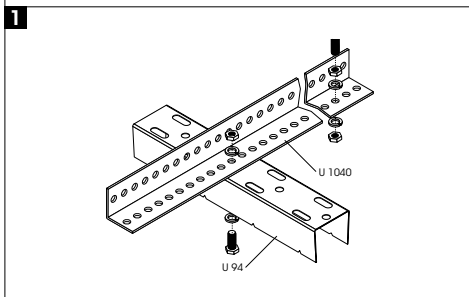
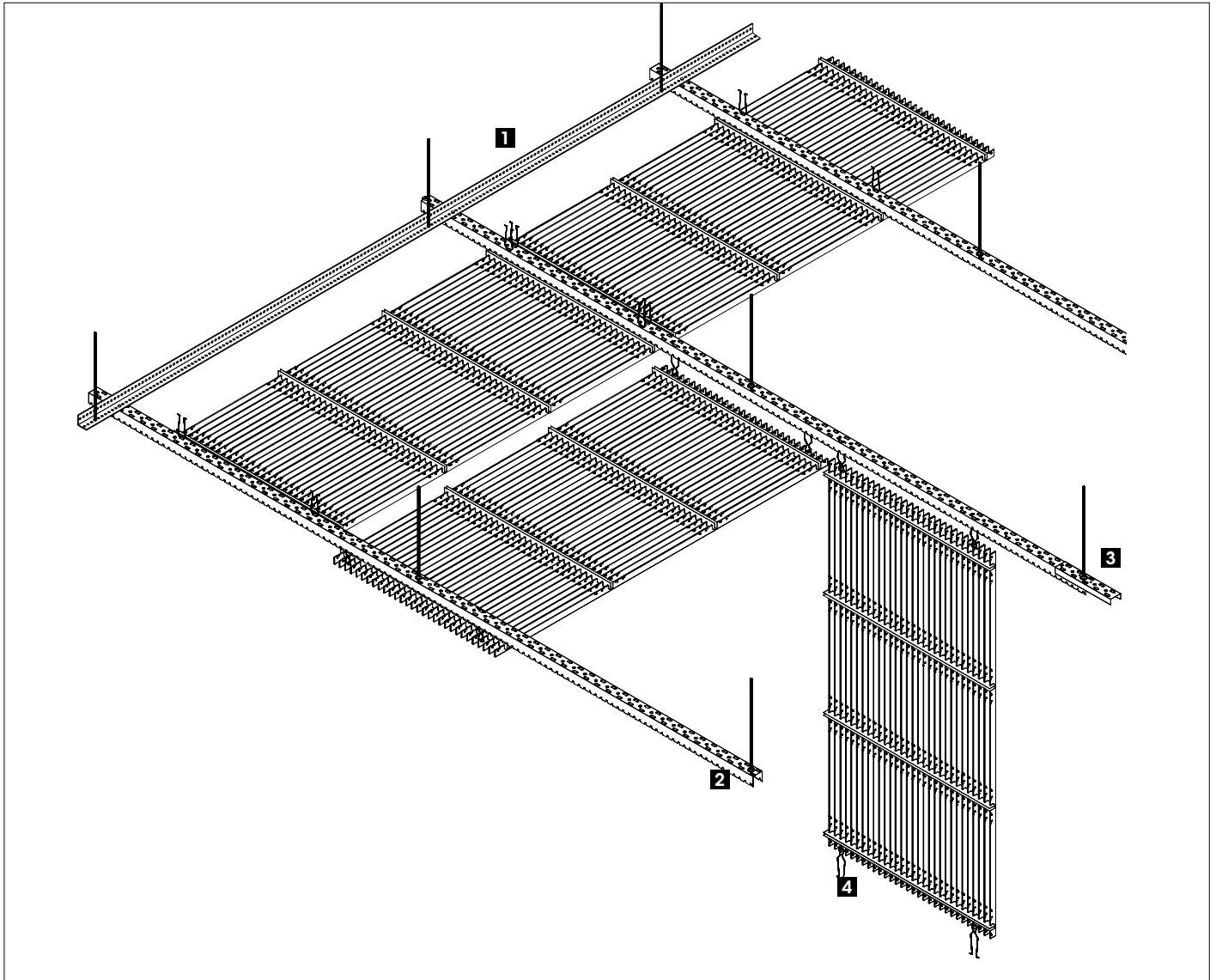
STAR 3

OPEN CELL CEILING

PRODUCT DATA SHEET

STAR 3

OPEN CELL CEILING



OPEN CELL CEILING

STAR 3 is a delicate, linear open cell ceiling. The combination of the blades and the clearly defined edges creates a unique appearance. If the main blades are painted in different colors, completely new ceiling designs are generated in combination with the recessed black secondary blades. STAR 3 is available with different pitches. Lighting spots can be easily integrated into the system using modular panels. The metal ceiling contributes directly to Green Building / LEED certification and falls under the general Master Format section 09 50 00 ceilings.

FIRE PERFORMANCE

In accordance with ASTM E84 Flame Spread Index for steel is 25 or less and Smoke Developed Index for steel is 50 or less.

GREEN BUILDING

durlum metal panels contribute directly to LEED and other GREEN BUILDING certifications. Typically applicable credits under LEED v4:

- Recycled Content – post- & pre-consumer info
- VOC Emissions – conformity with VOC requirements

No substances as outlined in the US Living Building v.3 Red List are internationally used.

Learn more: greenbuilding@durlum.com

SURFACE

Main blades: White, black, RAL 9006

Other colors available on request

Secondary blades: Black

Material: Aluminium

DIMENSIONS

Panel size

2' x 4' [609.6 x 1219.2mm]

Main blades

Width: 13/16" [3mm]

Height: 3/16" [20.4mm]

Blade pitch: 13/16"; 1"; 1 3/16" [20.3; 25.4; 30.5mm]

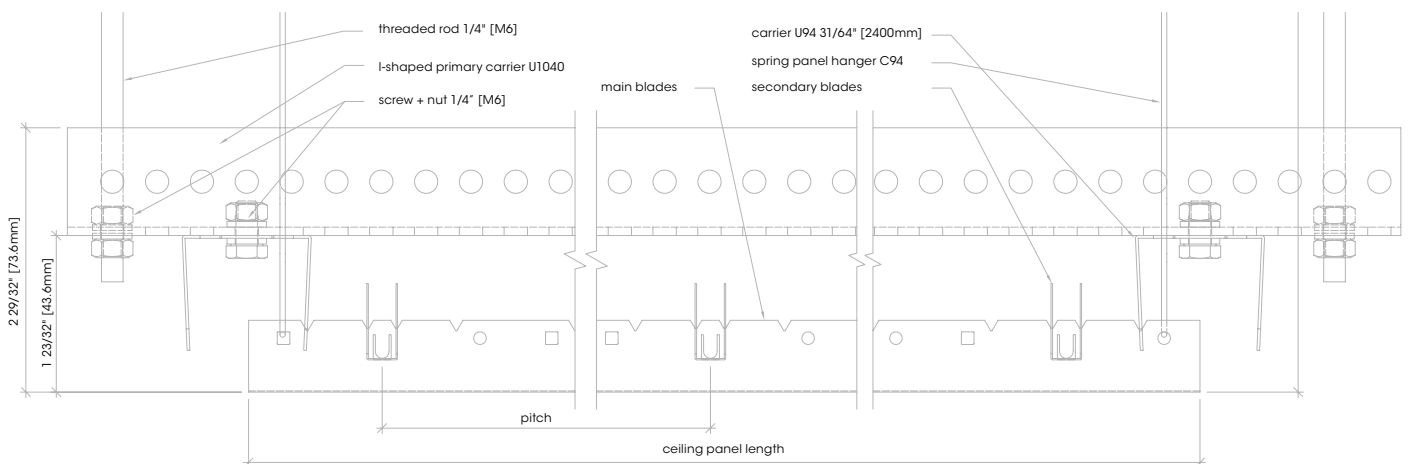
Secondary blades

Width: 11/32" [9mm]

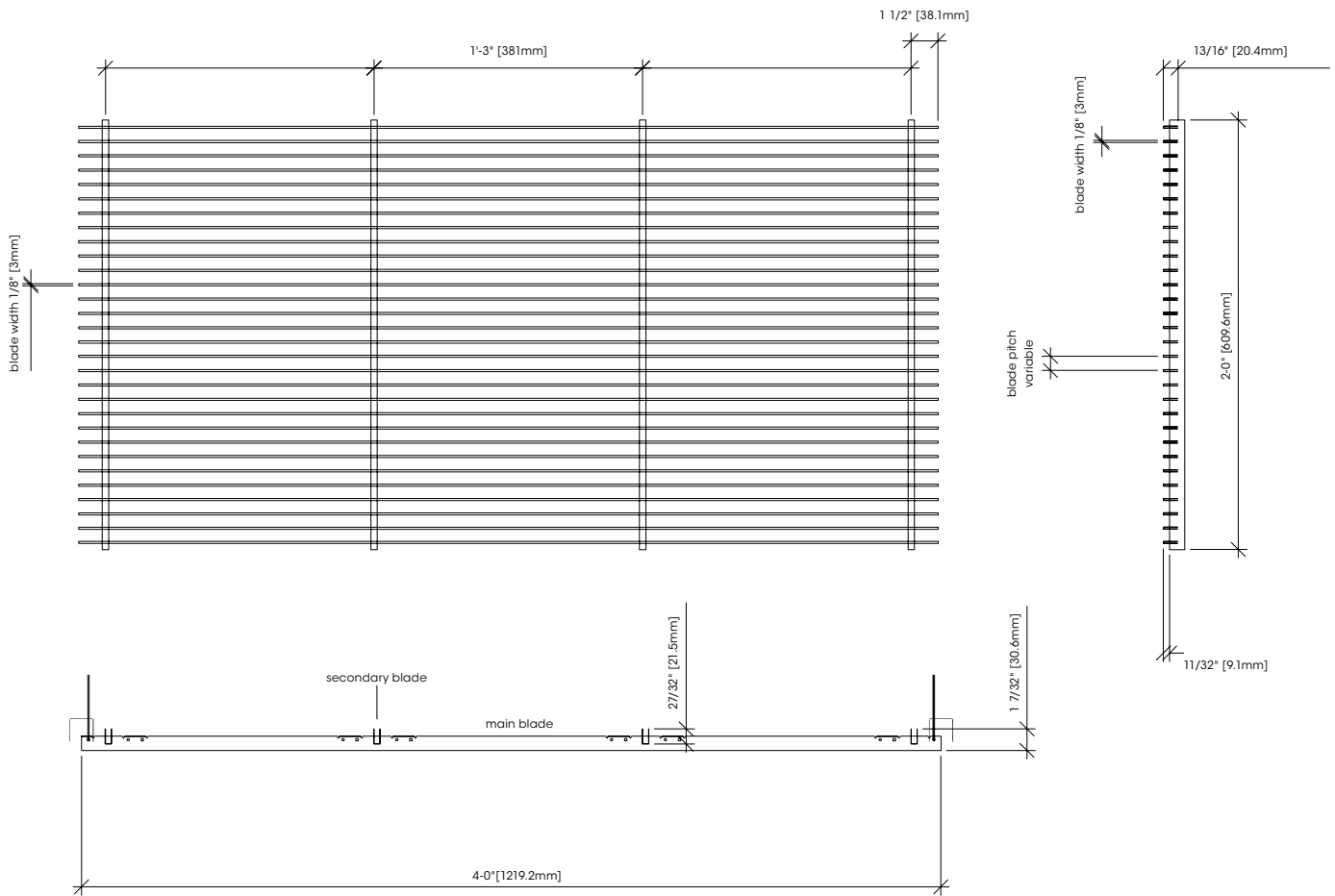
Height: 27/32" [21.5mm]

Blade pitch: 1'-3" [381mm]

SYSTEM DETAILS




STANDARD PANEL



PERIMETER DETAILS

wall angle



Main blades supported on wall angle

wall angle



Secondary blades supported on wall angle

OPEN CELL CEILING

HORIZONTAL INSTALLATION

The carrier profiles U 94 are suspended at a distance of 4" [1 219mm]. The distance of the threaded rods is approx. 3'-3 3/8" [1 000mm], the min. suspension height is 5 7/8" [150mm]. The pre-assembled panel cells are snap-fitted into the carrier U 94 with the help of the spring panel hanger C 94. All panels can be hinged down.

The installation can be done by using the L-shaped primary carrier U 1040 for cross-bracing if the suspension height will allow it. We recommend this cross-bracing for every suspension height and for more than 1'- 7 11/16" [500mm], the use of the cross-bracing is necessary.

TECHNICAL STANDARDS

The parts comply with DIN EN 13964 as well as ASTM C635 and ASTM E1264.

Production complies with the TAIM and Cisca guidelines and the durlum works standards and is quality controlled by the TÜV according to ISO 9001:2008 and ISO 14001:2004.

PLEASE NOTE

Installation must be carried out by qualified and trained staff according to the instructions for installation. These are available as download at www.durlum.us.

CLEANING

As standard, durlum ceiling panels are made with an electrostatic polyester powder coating, thus providing them with a long-term finish. The powder-coated surface should always be cleaned wearing clean gloves. First clean it with a soft, dry cloth. If dirt cannot be removed by this procedure, the cloth can also be moistened, with the addition of a pH-neutral cleaner [household detergent], if necessary. Contact of the powder coating with both alkaline and acid substances must be avoided. Metallic powder coatings show a particularly sensitive reaction. Due to the risk of a change in hue or effect, for metallic coatings a suitability test must be performed.

More information: durlum.us

MANUFACTURER

durlum GmbH
An der Wiese 5
79650 Schopfheim
Germany

P: +49.7622.3905.0
E: info@durlum.com
I: durlum.com

CONTACT

durlum USA LLC
251 Little Falls Drive
Wilmington
Delaware 19808
USA

P: 1.800.204.3830
E: infoUSA@durlum.com
I: durlum.us