



CEILING
LIGHTING
AMBIENCE



Photo: Michael Maschke

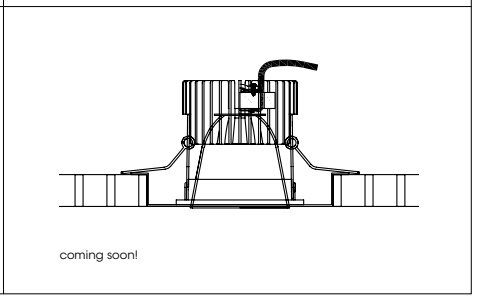
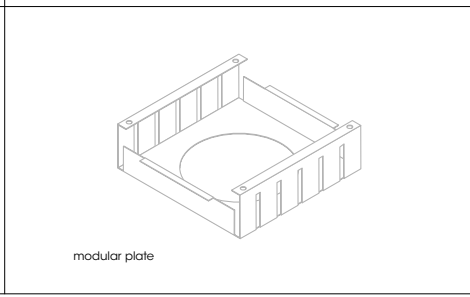
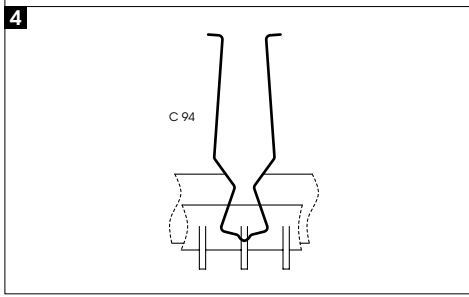
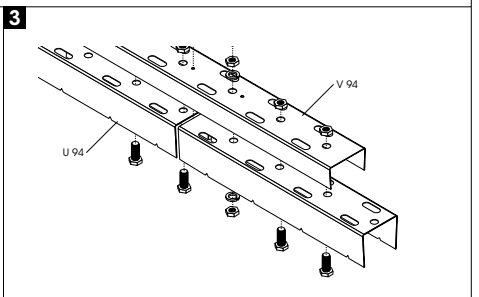
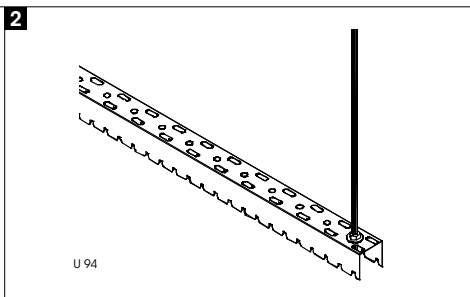
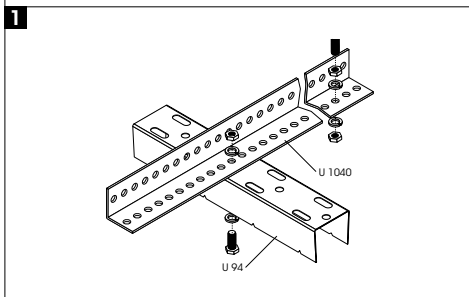
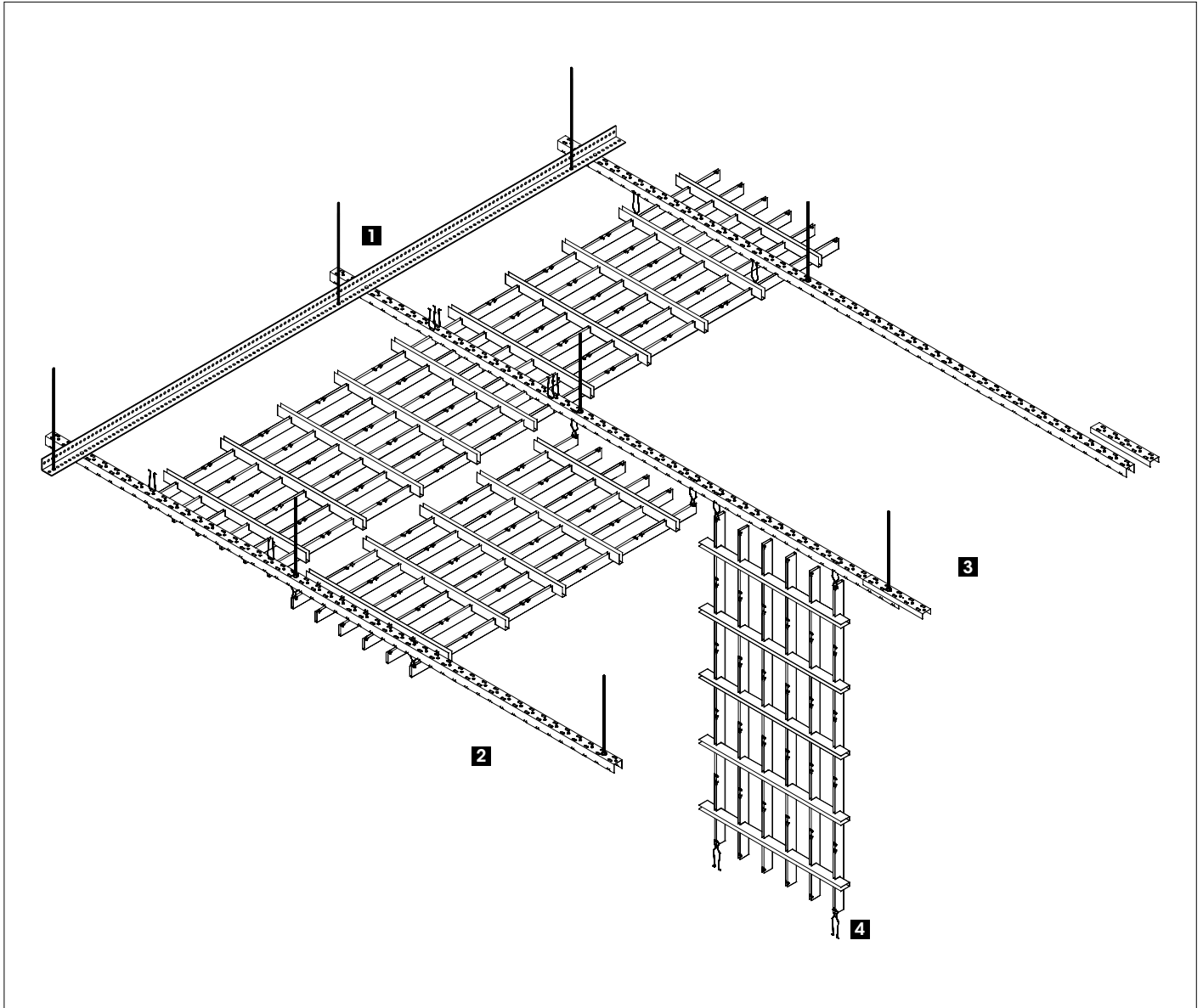


STARLAM

OPEN CELL CEILING

PRODUCT DATA SHEET

OPEN CELL CEILING



OPEN CELL CEILING

STARLAM

is an open, decorative ceiling system, available in different colors. The design allows the lower blades to run in one direction with the upper blades set back and running at right angles. The special configuration creates a pronounced linear effect, which can be enhanced with the integration of lighting both above or within the ceiling enabling attractive patterns to be created. The effects can range from intense spotlighting to subdued background illumination. The metal ceiling contributes directly to Green Building / LEED certification and falls under the general Master Format section 09 50 00 ceilings.

GREEN BUILDING

durlum metal panels contribute directly to LEED and other GREEN BUILDING certifications. Typically applicable credits under LEED v4:

- Recycled Content – post- & pre-consumer info
- VOC Emissions – conformity with VOC requirements

No substances as outlined in the US Living Building v.3 Red List are internationally used.

Learn more: greenbuilding@durlum.com

SURFACE

Main blades: White, black, RAL 9006

Other colors available on request

Secondary blades: Black

Material: Aluminium

DIMENSIONS

Panel size

2 x 4' [609.6 x 1219.2mm]

Main blades

Width: 5/32" [4mm]

Height: 1 21/32" [42mm]

Blade pitch: 1 3/16"; 1 19/32"; 2" [30.5; 40.6; 50.8mm]

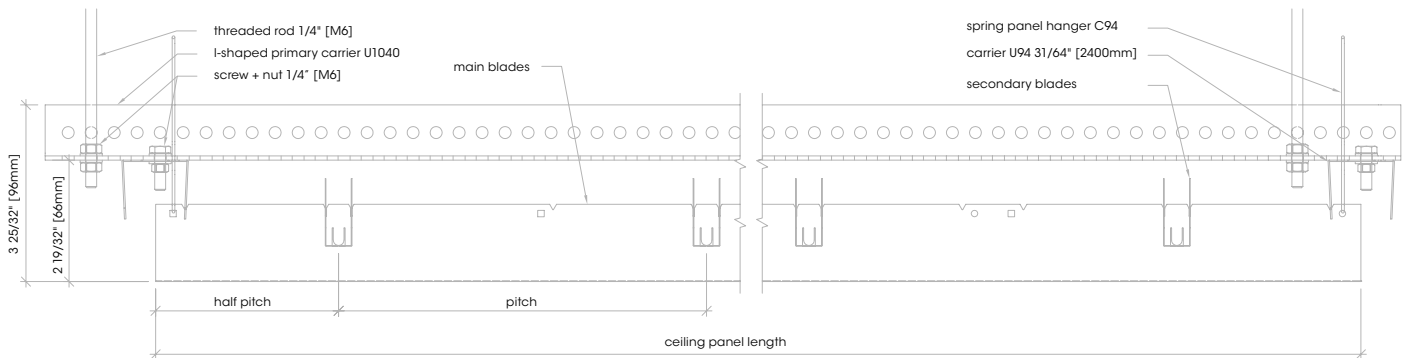
Secondary blades

Width: 9/16" [15mm]

Height: 1 15/32" [37mm]

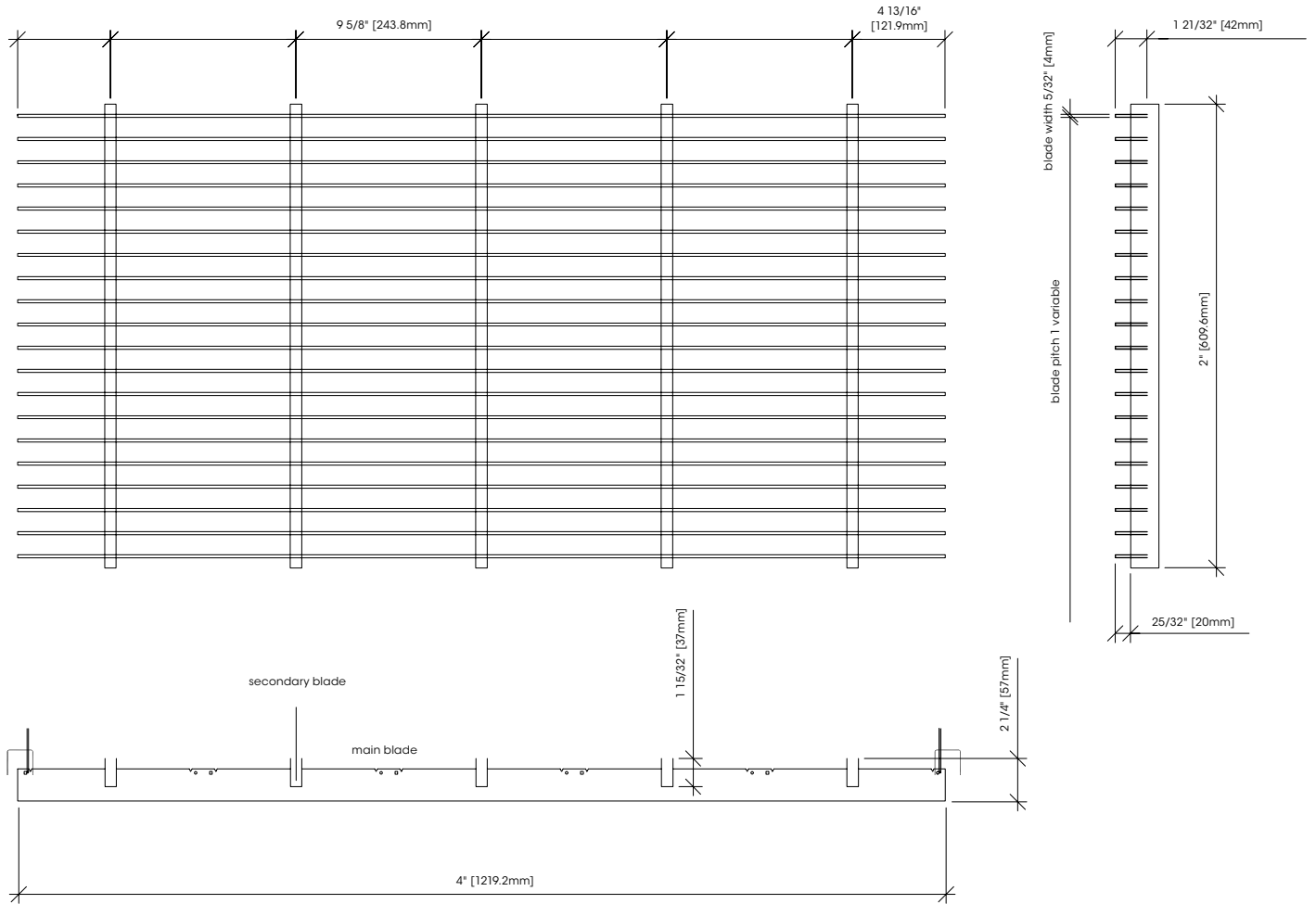
Blade pitch: 9 19/32" [243.8mm]

SYSTEM DETAILS




OPEN CELL CEILING

STANDARD PANEL



PERIMETER DETAILS

wall angle



Main blades supported on wall angle

wall angle



Secondary blades supported on wall angle

OPEN CELL CEILING

HORIZONTAL INSTALLATION

The carrier profiles U 94 are suspended at a distance of 4" [1 219mm]. The distance of the threaded rods is approx. 3'-3 3/8" [1 000mm], the min. suspension height is 5 7/8" [150mm]. The pre-assembled panel cells are snap-fitted into the carrier U 94 with the help of the spring panel hanger C 94. All panels can be hinged down.

The installation can be done by using the L-shaped primary carrier U 1040 for cross-bracing if the suspension height will allow it. We recommend this cross-bracing for every suspension height and for more than 1'- 7 11/16" [500mm], the use of the cross-bracing is necessary.

TECHNICAL STANDARDS

The parts comply with DIN EN 13964 as well as ASTM C635 and ASTM E1264. Production complies with the TAIM and Cisca guidelines and the durlum works standards and is quality controlled by the TÜV according to ISO 9001:2008 and ISO 14001:2004.

PLEASE NOTE

Installation must be carried out by qualified and trained staff according to the instructions for installation. These are available as download at www.durlum.us.

CLEANING

As standard, durlum ceiling panels are made with an electrostatic polyester powder coating, thus providing them with a long-term finish. The powder-coated surface should always be cleaned wearing clean gloves. First clean it with a soft, dry cloth. If dirt cannot be removed by this procedure, the cloth can also be moistened, with the addition of a pH-neutral cleaner [household detergent], if necessary. Contact of the powder coating with both alkaline and acid substances must be avoided. Metallic powder coatings show a particularly sensitive reaction. Due to the risk of a change in hue or effect, for metallic coatings a suitability test must be performed.

More information: durlum.us

MANUFACTURER

CONTACT



durlum GmbH
 An der Wiese 5
 79650 Schopfheim
 Germany

P: +49.7622.3905.0
 E: info@durlum.com
 I: durlum.com



durlum USA LLC
 251 Little Falls Drive
 Wilmington
 Delaware 19808
 USA

P: 1.800.204.3830
 E: infoUSA@durlum.com
 I: durlum.us